

Please read and save these instructions. Read through this owner’s manual carefully before using product. Protect yourself and others by observing all safety information, warnings, and cautions. Failure to comply with instructions could result in personal injury and/or damage to product or property. Please retain instructions for future reference.

# GreatLite®

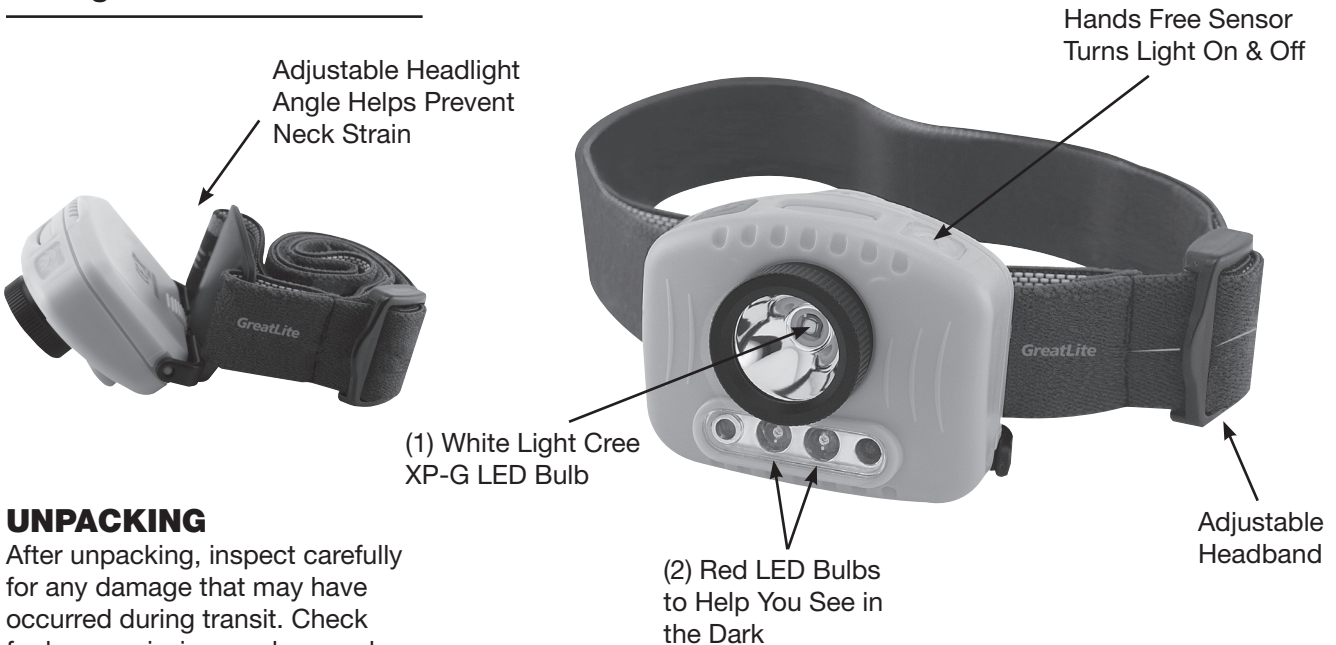
## SEARCH & RESCUE SERIES E51 MULTI-FUNCTIONAL HEADLIGHT

### FOR CUSTOMER SERVICE

Technical Question?

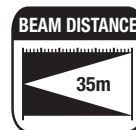
**CALL 1-866-458-2472**

**www.great-lite.com**



### UNPACKING

After unpacking, inspect carefully for any damage that may have occurred during transit. Check for loose, missing, or damaged parts. If any damage is observed, a shipping damage claim must be filed with carrier. Do not use the flashlight if it appears damaged in any way, operates abnormally or is missing parts.



## **⚠️ WARNING**

This is the safety alert symbol. It is used to alert you to potential personal injury hazards. Obey all safety messages that follow this symbol to avoid possible injury or death.

The following safety information is provided as guidelines to help you operate your flashlight under the safest possible conditions. Any tool or piece of equipment can be potentially dangerous to use when safety or safe handling instructions are not known or not followed. The following safety instructions are to provide the user with the information necessary for safe use and operation. Please read and retain these instructions for the continued safe use of your flashlight. Failure to follow instructions listed below may result in serious injury. In addition, make certain that anyone that uses the equipment understands and follows these safety instructions as well.



**SEARCH & RESCUE SERIES  
E51 MULTI-FUNCTIONAL HEADLIGHT**

Thank you very much for choosing a GreatLite Product!

For future reference, please complete the owner's record below:

**Model:** \_\_\_\_\_ **Purchase Date:** \_\_\_\_\_

Save the receipt, warranty and these instructions. It is important that you read the entire manual to become familiar with this product before you begin using it. We strongly recommend this flashlight is not modified and/or used for any application other than that for which it was designed. If you have any questions relative to a particular application, DO NOT use the flashlight until you have first contacted GreatLite to determine if it can or should be performed on the product.

**For technical questions please call 1-866-458-2472.**

**! IMPORTANT INSTRUCTIONS AND SAFETY RULES**

1. Know your flashlight. Read this manual carefully. Learn the flashlight's applications and limitations, as well as, potential hazards specific to it.
2. Keep work area clean and well lit. Cluttered or dark work areas invite accidents.

3. Keep children away. All children should be kept away from the work area. Never let a child handle a tool without strict adult supervision.
4. Use safety equipment. Eye protection should be worn at all times when working this tool. Use ANSI approved safety glasses. Everyday eyeglasses are NOT safety glasses. Dust mask, non-skid safety shoes, hard hat, or hearing protection should be used in appropriate conditions.
5. Always disconnect the tool from the power source before making any adjustments, storing, servicing, or changing accessories. Such preventative safety measures reduces the risk of starting the tool accidentally.
6. Do not use the flashlight if the switch does not turn it on and off. Any tool that cannot be controlled with the switch is dangerous and must be repaired.
7. Check for damage. Check your flashlight and batteries regularly. If part of the flashlight is damaged it should be carefully inspected to make sure that it can perform its intended function correctly. If in doubt, the part should be repaired or replaced.
8. Keep away from flammables. Do not attempt to operate this flashlight near flammable materials or combustibles. Failure to comply may cause serious injury or death.

**PRODUCT SPECIFICATIONS**

Technical parameter	Red Light	Red Light SOS	Mode
Output	2 Lumens		180 Lumens
Runtime	40 Hr	72 Hr	20 Hr
Beam distance	35 M		
Impact resistant	1.5 M		
Water-proof grade	IPX-6		
Accessories	(3) "AAA" Batteries, Adjustable Headband		

**PART SPECIFIC INSTRUCTIONS**

- Uses Cree XP-G LED bulb, service life is 100,000 hours
- 2 Red LED bulbs to help see in the dark
- Uses (3) "AAA" batteries
- Size: 2.36" (Length) x 2" (Diameter) x 1.57" (Head)
- Net weight 67 g (0.148 Lbs.) (excluding battery)
- Adjustable Headlight

# GreatLite®

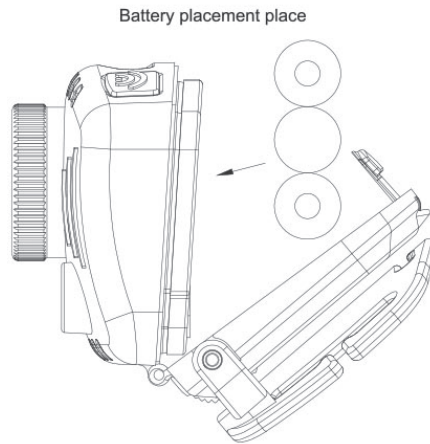
## SEARCH & RESCUE SERIES E51 MULTI-FUNCTIONAL HEADLIGHT

### OPERATING INSTRUCTIONS

- Basic operation: Slightly touch the switch on top of the light to turn it on. Press down the tail switch to open the flashlight.
- One touch of the orange switch makes red light 100% luminous, one more touch of the switch makes red light SOS and one more touch makes 100% luminance.
- The hands free sensor function button allows you to wave your hand in front of the sensor to have 100% luminance when turned on. A small red light indicates that the hands free sensor is turned on.

### BATTERY REPLACEMENT

1. Press down the tail switch to open the flashlight.



### USE AND MAINTENANCE

- Please do not dismantle the sealing parts at the head, otherwise, it will lead to invalid repair and even destroy the headlight.
- Please use quality batteries only. When the headlight is not to be used for a long period of time, take out the battery, otherwise, the headlight may be destroyed due to leakage or explosion of poor quality batteries.
- After a long period of use, the o-ring of the headlight may wear out. In this case, please replace the o-ring to maintain the water-proof performance of the headlight.
- Frequently clean the headlight surface, particularly the tail switch.
- If the headlight flashes abnormally or does not come on, it may be caused by the following:
  - Reason 1: Low battery power.  
Solution: Replace the battery (note positive and negative poles when installing the new batteries.)
  - Reason 2: The conduction contact surface or other contact surface/point of the thread or the PCB is dirty.  
Solution: Use alcohol cotton swabs to clean the conduction contact surface or point.

If the above methods do not work, please contact GreatLite customer service.

# GreatLite®

## SEARCH & RESCUE SERIES E51 MULTI-FUNCTIONAL HEADLIGHT

Figure	Description	Quantity
A	180 Lumens E51 Headlight	1
B	Adjustable Headband	1
C	“AAA” Batteries (Not Shown)	3

**NOTE**

GreatLite and/or its distributors have provided the parts list and assembly diagram as a reference only. Neither GreatLite and/or its distributors make any representation or warranty of any kind to the buyer and/or user of this tool that he or she is qualified to do any repairs or replace any parts of this product. GreatLite and its distributors expressly state that all repairs or parts replacement should be done by certified or licensed technicians. The buyer assumes all risk and liability arising out of his or her repairs or parts replacement to the original product.



# GreatLite®

## SEARCH & RESCUE SERIES E51 MULTI-FUNCTIONAL HEADLIGHT

### GREATLITE LIMITED LIFETIME WARRANTY

If for as long as you own this GreatLITE® product you find any defect in material or workmanship, through normal usage, either return it to the place of purchase, or send it to GreatLITE® for repair or replacement at our discretion. In order to obtain this service send your flashlight and proof of purchase, transportation pre-paid, to GreatLITE® Q.A. Dept., 3580 E. Raines Road #3, Memphis, TN 38118. We will not be responsible for lost or damaged goods during transportation, please insure your package.

GreatLITE® does not provide any warranty for products labeled other than GreatLITE®.

GreatLITE® will not provide any warranty for products subjected to abnormal use. Abnormal use includes, but is not limited to, abuse, accident, alteration, neglect, and un-authorized or un-reasonable use or repairs. This warranty does not cover battery exhaustion, battery leakage or resulting damages thereof, bulb burnout, cases, color finishes, sheathes, or straps. This limited lifetime warranty also excludes rechargeable batteries, chargers, switches and electronics. We recommend that you maintain your tools and replace batteries, bulbs, and sheathes as necessary. GreatLITE® reserves the right to make any changes in construction or design at any time without any obligation in incorporating such changes to tools or equipment previously sold. In case of battery or bulb exhaustion please replace your batteries or bulb, do not return the flashlight to GreatLITE®. If you experience damage from battery leakage please determine which brand of batteries you are using and follow the manufacturer's instructions on how to make a damage claim, do not return the flashlight to GreatLITE®. GreatLITE® flashlights are not considered explosive proof. They should not be used in an environment that contains explosives such as, but not limited to, gas, both natural and liquid, or any volatile solvent.

GreatLITE® is not liable for consequential or incidental damages arising from the breach of this, or any other, warranty whether expressed, implied, or statutory. Some states do not allow the exclusion or limitation of incidental or consequential damages, so the above exclusion may not apply to you. This warranty gives you specific legal rights, and you may also have other rights, which vary from state to state.

## CONTACT US

# GreatLite®

3580 E. Raines Road, Suite 3, Memphis, TN 38118

Tel: 1-866-458-2472

[www.great-lite.com](http://www.great-lite.com)